

ALTITUDE™

A36 | A42 | Direct vent gas fireplaces



The Altitude® gas fireplace is a captivating addition to any space. With a full-view design, included split oak log set and optional heat management, this fireplace offers both functionality and charm. Customize your fireplace with a selection of design options and accessories, creating an ambiance that transforms your home. Discover the perfect balance of versatility and allure with the Altitude® gas fireplace.

Features

- Full-view fireplace featuring a clean face design for optimum view of the fire
- Optional blower
- Included full-view safety barrier ensures safety without compromising your view
- Up to 30,000 BTUs
- Warranty: President's Limited Warranty
- Available sizes: 36", 42"

Customize

Media



Split oak log set included

Optional decorative panels:




MIRRO-FLAME porcelain reflective radiant panels



Black illusion glass



Westminster grey herringbone



Westminster grey standard




Newport standard

Optional trims & surrounds:

Finish trim:




Charcoal



Black



Gun metal



Copper

Zen front:



Charcoal



Black

Bevelled trim:



Black



FIREPLACE DESIGN STUDIO

See your dream fireplace come to life in front of your eyes!
Scan here to build your custom fireplace with available design options.



Controls

Optional remote

Enjoy added convenience with an optional remote—control every function of your fireplace, including power, temperature, and thermostat.



Optional heat management

Universal Heat Management (UHM)

This system operates electricity-free and without blowers, utilizing a set of ducts to efficiently circulate heat throughout the room, rather than blowing it directly from the front of the fireplace. Additionally, the UHM system lowers clearances for combustibles and enables the safe installation of electronics above the fireplace.

Hot air distribution kit (LHAD)

Efficiently moves warm air from the fireplace to a different room or outdoors using flexible ducting.



Innovations

Battery back-up control

In the event of a loss of power, your fireplace will still light and keep you warm (batteries are not included but you can charge with your own power bank).

Direct vent

Effectively removes exhaust and fumes from your space, keeping your indoor air clean while also conserving energy.



Good

Good

Better

Best



Altitude™



Elevation™



Altitude X™



Elevation X™

Dimensions

Model No.	Width	Height	Depth
A36NTE / A36PTE	34 13/16"	42 7/16"	18 7/8"
A42NTE / A42PTE	41 13/16"	45 7/16"	18 7/8"



Experience the Power of Fire

Napoleon's Power of Fire research has proved a fireplace can help reduce stress and stimulate your brain.

Scan to learn more about our research and the health benefits of fireplaces.



24 Napoleon Road, Barrie, Ontario, Canada L4M 0G8
 103 Miller Drive, Crittenden, Kentucky, USA 41030
 7200 Trans Canada Highway, Montreal, Quebec, Canada H4T 1A3



Consult your owner's manual for complete installation instructions and proper clearances to combustible materials. Check all local and national building codes and gas regulations. All specifications are subject to change without prior notice due to on-going product improvements. Products may not be exactly as shown. Flame height and activity is influenced by varying vent configurations and may not appear as shown. Napoleon is a registered trademark of Wolf Steel Group Inc. EnerGuide - A Canadian efficiency standard based on frequent, short start-up and cool-down cycles. All appliances sold in Canada are subject to this EnerGuide rating system. AFUE- A US efficiency standard (Department of Energy) based on extended on/off cycles, more typical of fireplace usage. Steady State - Reflects the highest possible overall heating efficiency.